

# GBD Project Planning Survey

Sunday, June 14, 2020

# 15

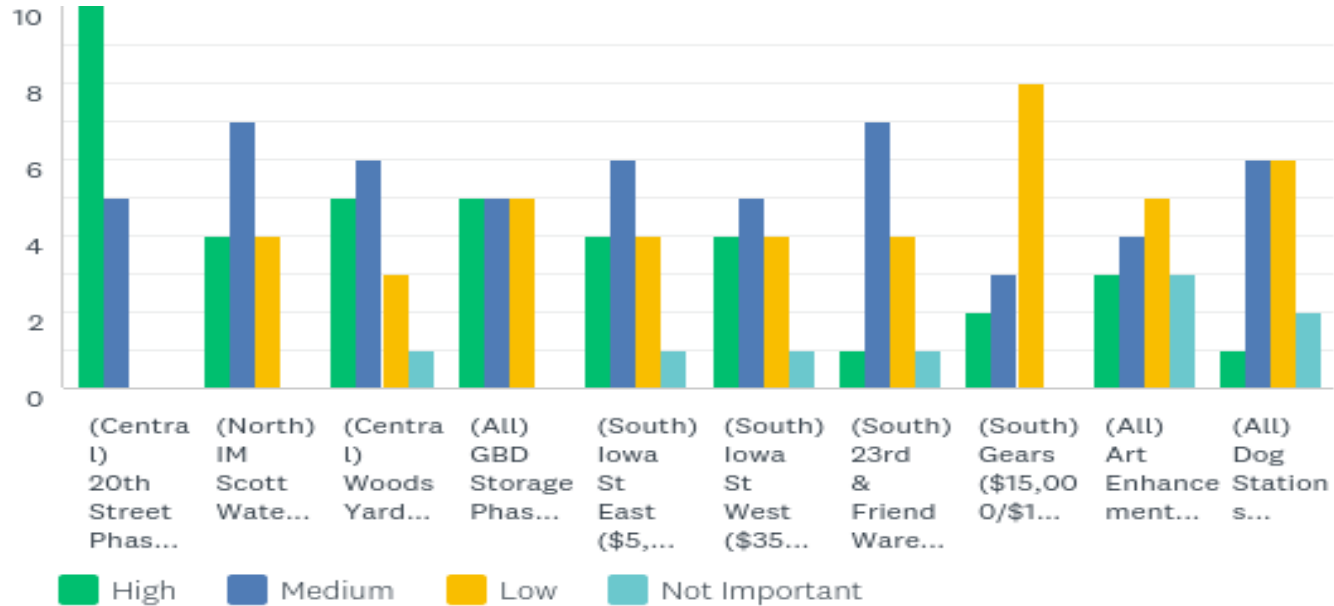
**Total Responses**

Date Created: Saturday, June 06, 2020

Complete Responses: 15

# Q1: Proposed New Dogpatch Projects

Answered: 15 Skipped: 0



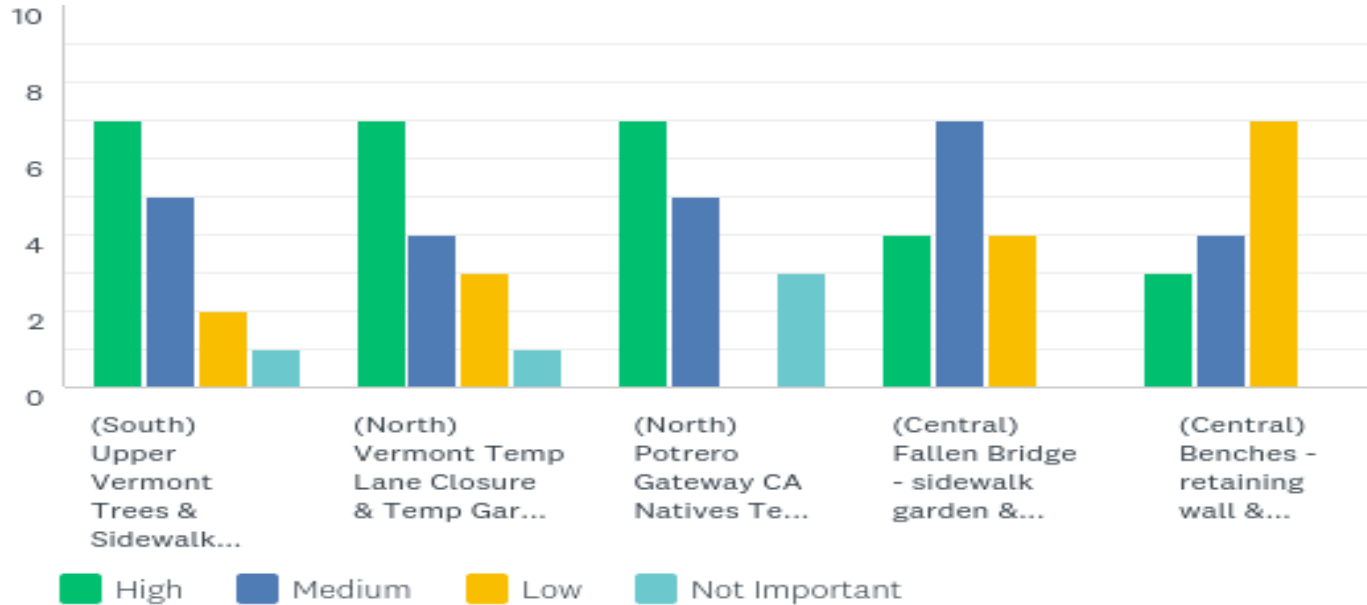
# Q1: Proposed New Dogpatch Projects

Answered: 15 Skipped: 0

	HIGH	MEDIUM	LOW	NOT IMPORTANT	TOTAL	WEIGHTED AVERAGE
(Central) 20th Street Phase 2 - under overpass (\$15,000/\$100,000)	66.67% 10	33.33% 5	0.00% 0	0.00% 0	15	1.33
(North) IM Scott Water Reclamation & Rain Garden (\$10,000/\$95,000)	26.67% 4	46.67% 7	26.67% 4	0.00% 0	15	2.00
(Central) Woods Yard Planning (\$15,000/\$15,000)	33.33% 5	40.00% 6	20.00% 3	6.67% 1	15	2.00
(All) GBD Storage Phase 1 (\$6,500/\$6,500)	33.33% 5	33.33% 5	33.33% 5	0.00% 0	15	2.00
(South) Iowa St East (\$5,000/\$100,000)	26.67% 4	40.00% 6	26.67% 4	6.67% 1	15	2.13
(South) Iowa St West (\$35,000/\$75,000)	28.57% 4	35.71% 5	28.57% 4	7.14% 1	14	2.14
(South) 23rd & Friend Warehouse (\$5,000/\$23,000)	7.69% 1	53.85% 7	30.77% 4	7.69% 1	13	2.38
(South) Gears (\$15,000/\$174,000)	15.38% 2	23.08% 3	61.54% 8	0.00% 0	13	2.46
(All) Art Enhancement (TBD/TBD)	20.00% 3	26.67% 4	33.33% 5	20.00% 3	15	2.53
(All) Dog Stations (location dependent) (\$8,500/\$8,500)	6.67% 1	40.00% 6	40.00% 6	13.33% 2	15	2.60

## Q2: Proposed New NW Potrero Hill Projects

Answered: 15 Skipped: 0



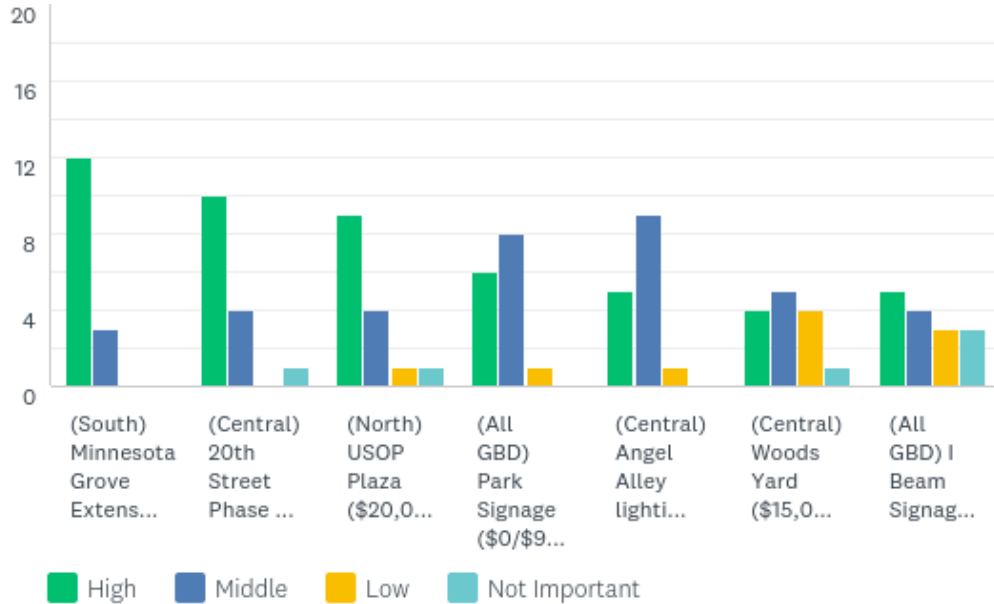
## Q2: Proposed New NW Potrero Hill Projects

Answered: 15 Skipped: 0

	HIGH	MEDIUM	LOW	NOT IMPORTANT	TOTAL	WEIGHTED AVERAGE
(South) Upper Vermont Trees & Sidewalk Gardens (\$2,000/\$9,000)	46.67% 7	33.33% 5	13.33% 2	6.67% 1	15	1.80
(North) Vermont Temp Lane Closure & Temp Garden (\$6,000/\$72,000)	46.67% 7	26.67% 4	20.00% 3	6.67% 1	15	1.87
(North) Potrero Gateway CA Natives Test Garden (\$7,000/\$7,000)	46.67% 7	33.33% 5	0.00% 0	20.00% 3	15	1.93
(Central) Fallen Bridge - sidewalk garden & trees (\$1,200/\$3,000)	26.67% 4	46.67% 7	26.67% 4	0.00% 0	15	2.00
(Central) Benches - retaining wall & seating (\$0/\$15,000)	21.43% 3	28.57% 4	50.00% 7	0.00% 0	14	2.29

# Q3: Ongoing Dogpatch Projects

Answered: 15 Skipped: 0



# Q3: Ongoing Dogpatch Projects

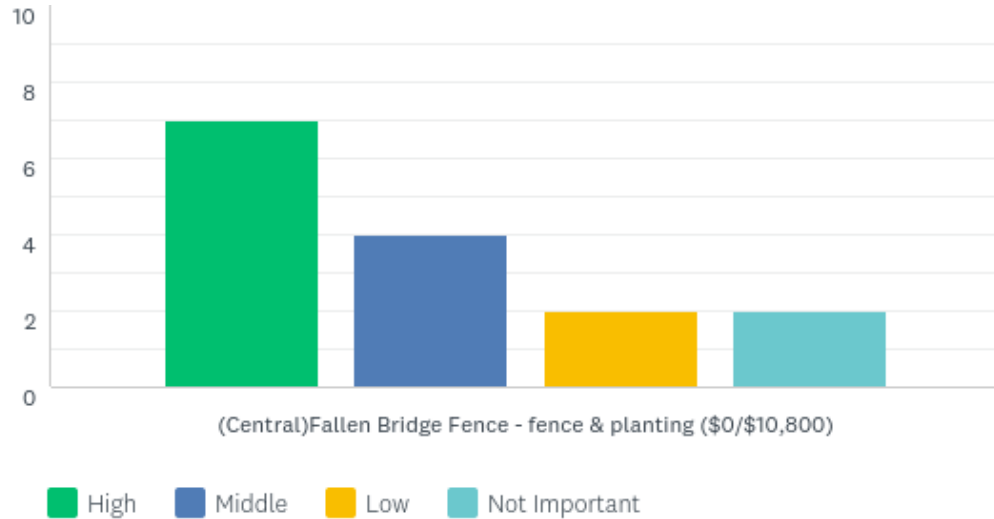
Answered: 15 Skipped: 0

	HIGH	MIDDLE	LOW	NOT IMPORTANT	TOTAL	WEIGHTED AVERAGE
(South) Minnesota Grove Extension (\$22,000/\$170,400)	80.00% 12	20.00% 3	0.00% 0	0.00% 0	15	1.20
(Central) 20th Street Phase 1 - street & sidewalk (\$0/\$695,000)	66.67% 10	26.67% 4	0.00% 0	6.67% 1	15	1.47
(North) USOP Plaza (\$20,000/\$400,000)	60.00% 9	26.67% 4	6.67% 1	6.67% 1	15	1.60
(All GBD) Park Signage (\$0/\$9,300)	40.00% 6	53.33% 8	6.67% 1	0.00% 0	15	1.67
(Central) Angel Alley lighting (\$0/\$125,000)	33.33% 5	60.00% 9	6.67% 1	0.00% 0	15	1.73
(Central) Woods Yard (\$15,000/\$15,000)	28.57% 4	35.71% 5	28.57% 4	7.14% 1	14	2.14
(All GBD) I Beam Signage (\$18,000/\$24,500)	33.33% 5	26.67% 4	20.00% 3	20.00% 3	15	2.27



## Q4: Ongoing NW Potrero Hill Projects

Answered: 15 Skipped: 0



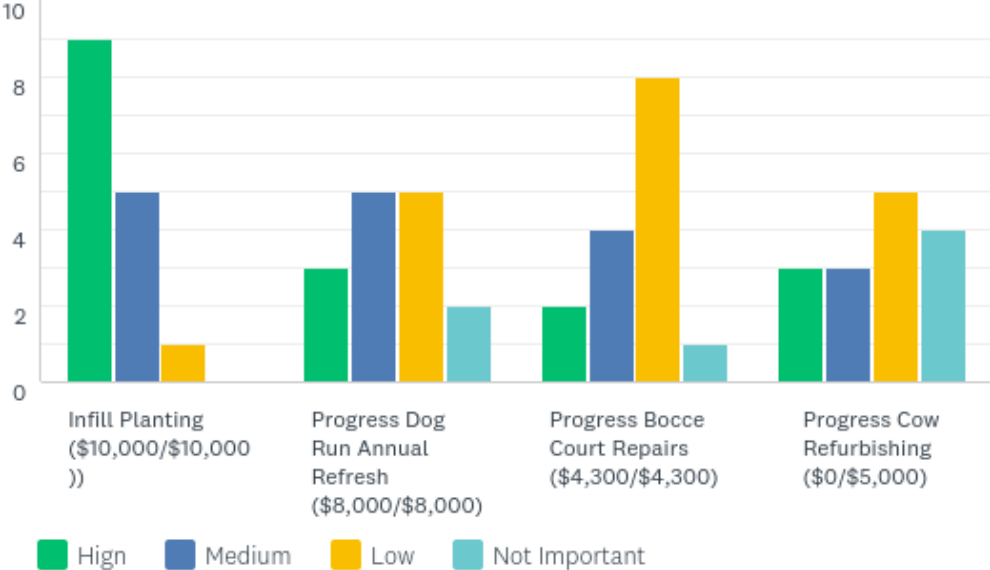
# Q4: Ongoing NW Potrero Hill Projects

Answered: 15 Skipped: 0

	HIGH	MIDDLE	LOW	NOT IMPORTANT	TOTAL	WEIGHTED AVERAGE
(Central) Fallen Bridge Fence - fence & planting (\$0/\$10,800)	46.67% 7	26.67% 4	13.33% 2	13.33% 2	15	1.93

# Q5: Dogpatch Upkeep and Repair Projects

Answered: 15 Skipped: 0



# Q5: Dogpatch Upkeep and Repair Projects

Answered: 15 Skipped: 0

	HIGN	MEDIUM	LOW	NOT IMPORTANT	TOTAL	WEIGHTED AVERAGE
Infill Planting (\$10,000/\$10,000))	60.00% 9	33.33% 5	6.67% 1	0.00% 0	15	1.47
Progress Dog Run Annual Refresh (\$8,000/\$8,000)	20.00% 3	33.33% 5	33.33% 5	13.33% 2	15	2.40
Progress Bocce Court Repairs (\$4,300/\$4,300)	13.33% 2	26.67% 4	53.33% 8	6.67% 1	15	2.53
Progress Cow Refurbishing (\$0/\$5,000)	20.00% 3	20.00% 3	33.33% 5	26.67% 4	15	2.67