

Green Benefit District Annual Survey 2020

Thursday, May 07, 2020

132

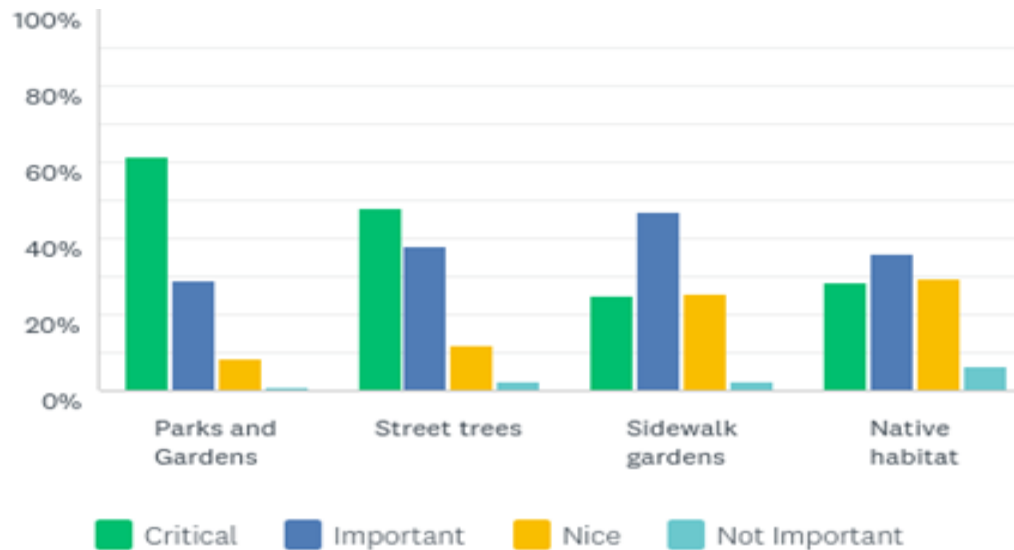
Total Responses

Date Created: Monday, March 30, 2020

Complete Responses: 118

Q1: Which of these do you care about or have observations on? How important is it?

Answered: 130 Skipped: 2



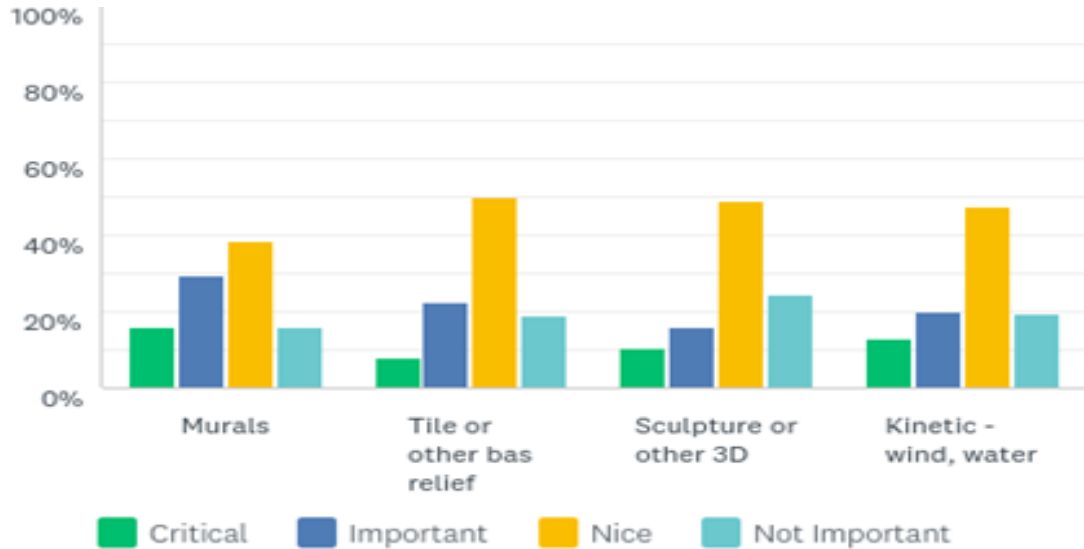
Q1: Which of these do you care about or have observations on? How important is it?

Answered: 130 Skipped: 2

	CRITICAL	IMPORTANT	NICE	NOT IMPORTANT	TOTAL	WEIGHTED AVERAGE
Parks and Gardens	61.54% 80	29.23% 38	8.46% 11	0.77% 1	130	1.48
Street trees	48.03% 61	37.80% 48	11.81% 15	2.36% 3	127	1.69
Sidewalk gardens	24.80% 31	47.20% 59	25.60% 32	2.40% 3	125	2.06
Native habitat	28.46% 35	35.77% 44	29.27% 36	6.50% 8	123	2.14
Other	48.57% 17	17.14% 6	20.00% 7	14.29% 5	35	2.00

Q2: Which of these do you care about or have observations on? How important is it?

Answered: 121 Skipped: 11



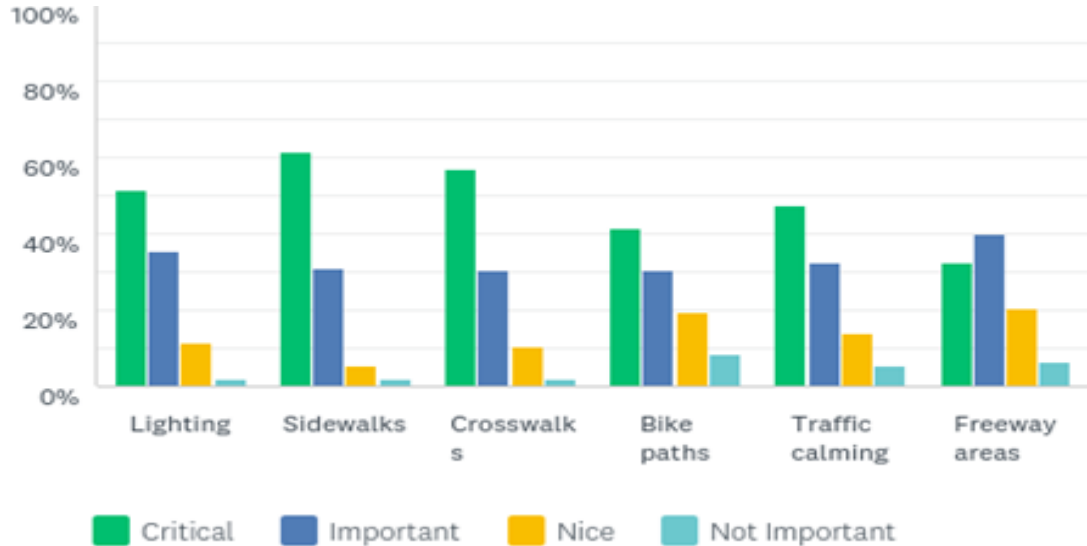
Q2: Which of these do you care about or have observations on? How important is it?

Answered: 121 Skipped: 11

	CRITICAL	IMPORTANT	NICE	NOT IMPORTANT	TOTAL	WEIGHTED AVERAGE
Murals	15.97% 19	29.41% 35	38.66% 46	15.97% 19	119	2.55
Tile or other bas relief	8.18% 9	22.73% 25	50.00% 55	19.09% 21	110	2.80
Sculpture or other 3D	10.53% 12	15.79% 18	49.12% 56	24.56% 28	114	2.88
Kinetic - wind, water	12.84% 14	20.18% 22	47.71% 52	19.27% 21	109	2.73
Other	25.93% 7	7.41% 2	22.22% 6	44.44% 12	27	2.85

Q3: Which of these do you care about or have observations on? How important is it?

Answered: 119 Skipped: 13



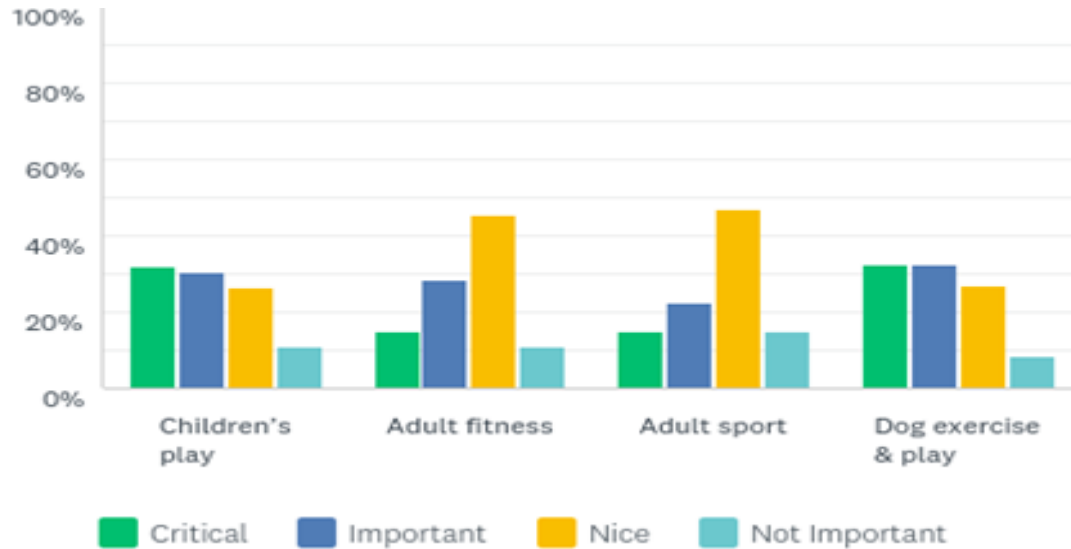
Q3: Which of these do you care about or have observations on? How important is it?

Answered: 119 Skipped: 13

	CRITICAL	IMPORTANT	NICE	NOT IMPORTANT	TOTAL	WEIGHTED AVERAGE
Lighting	51.33% 58	35.40% 40	11.50% 13	1.77% 2	113	1.64
Sidewalks	61.61% 69	31.25% 35	5.36% 6	1.79% 2	112	1.47
Crosswalks	57.14% 60	30.48% 32	10.48% 11	1.90% 2	105	1.57
Bike paths	41.67% 45	30.56% 33	19.44% 21	8.33% 9	108	1.94
Traffic calming	47.66% 51	32.71% 35	14.02% 15	5.61% 6	107	1.78
Freeway areas	32.61% 30	40.22% 37	20.65% 19	6.52% 6	92	2.01
Other	38.89% 7	22.22% 4	5.56% 1	33.33% 6	18	2.33

Q4: Which of these do you care about or have observations on? How important is it?

Answered: 114 Skipped: 18



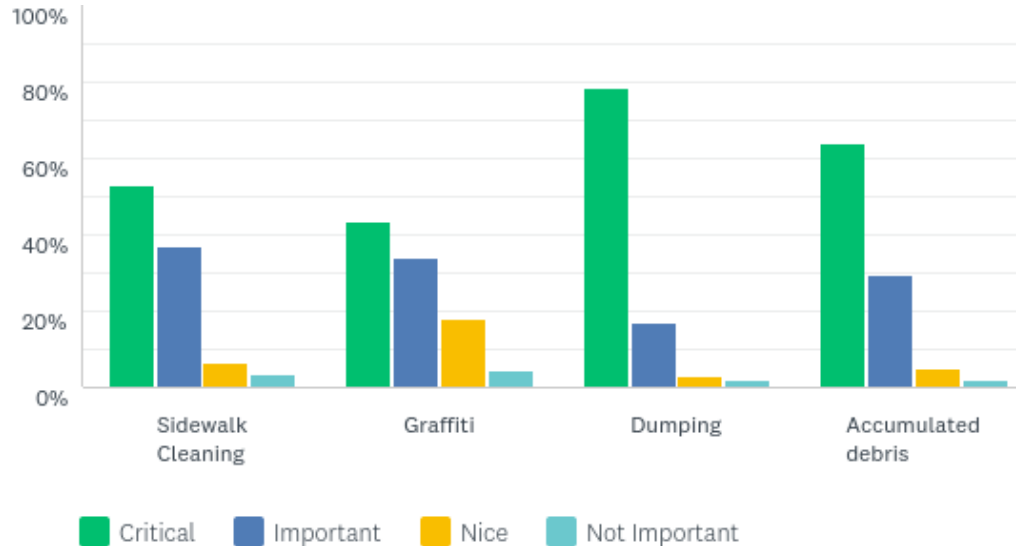
Q4: Which of these do you care about or have observations on? How important is it?

Answered: 114 Skipped: 18

	CRITICAL	IMPORTANT	NICE	NOT IMPORTANT	TOTAL	WEIGHTED AVERAGE
Children's play	32.11% 35	30.28% 33	26.61% 29	11.01% 12	109	2.17
Adult fitness	14.81% 16	28.70% 31	45.37% 49	11.11% 12	108	2.53
Adult sport	15.09% 16	22.64% 24	47.17% 50	15.09% 16	106	2.62
Dog exercise & play	32.41% 35	32.41% 35	26.85% 29	8.33% 9	108	2.11
Other	40.00% 6	0.00% 0	13.33% 2	46.67% 7	15	2.67

Q5: Which of these do you care about or have observations on? How important is it?

Answered: 114 Skipped: 18



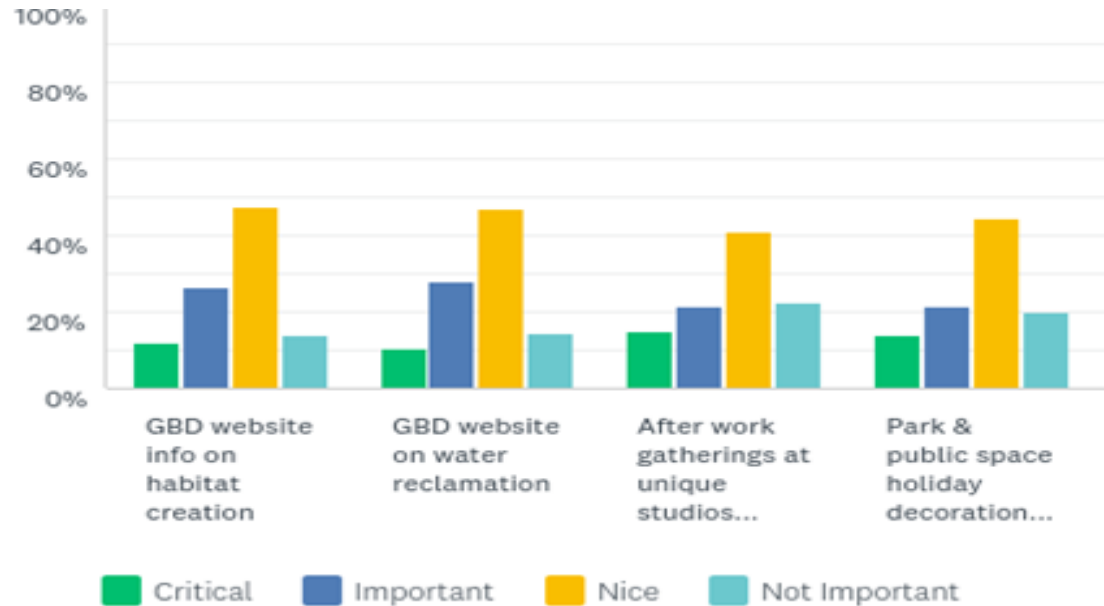
Q5: Which of these do you care about or have observations on? How important is it?

Answered: 114 Skipped: 18

	CRITICAL	IMPORTANT	NICE	NOT IMPORTANT	TOTAL	WEIGHTED AVERAGE
Sidewalk Cleaning	52.78% 57	37.04% 40	6.48% 7	3.70% 4	108	1.61
Graffiti	43.40% 46	33.96% 36	17.92% 19	4.72% 5	106	1.84
Dumping	78.50% 84	16.82% 18	2.80% 3	1.87% 2	107	1.28
Accumulated debris	63.81% 67	29.52% 31	4.76% 5	1.90% 2	105	1.45

Q6: Which of these do you care about or have observations on? How important is it?

Answered: 110 Skipped: 22



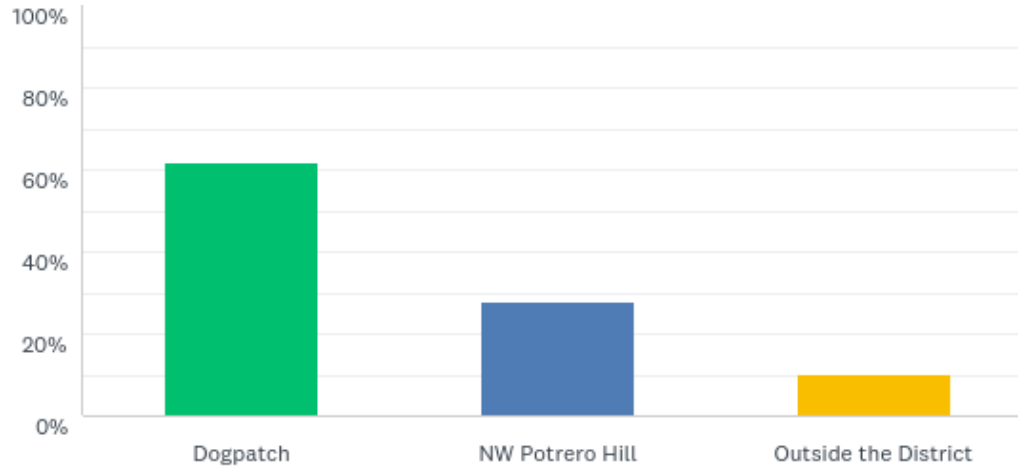
Q6: Which of these do you care about or have observations on? How important is it?

Answered: 110 Skipped: 22

	CRITICAL	IMPORTANT	NICE	NOT IMPORTANT	TOTAL	WEIGHTED AVERAGE
GBD website info on habitat creation	11.88% 12	26.73% 27	47.52% 48	13.86% 14	101	2.63
GBD website on water reclamation	10.58% 11	27.88% 29	47.12% 49	14.42% 15	104	2.65
After work gatherings at unique studios and workshops in the district	14.95% 16	21.50% 23	41.12% 44	22.43% 24	107	2.71
Park & public space holiday decorations or festivities	14.15% 15	21.70% 23	44.34% 47	19.81% 21	106	2.70
Other	29.41% 5	11.76% 2	11.76% 2	47.06% 8	17	2.76

Q7: I live and/or work in (Check GBD boundaries)

Answered: 118 Skipped: 14



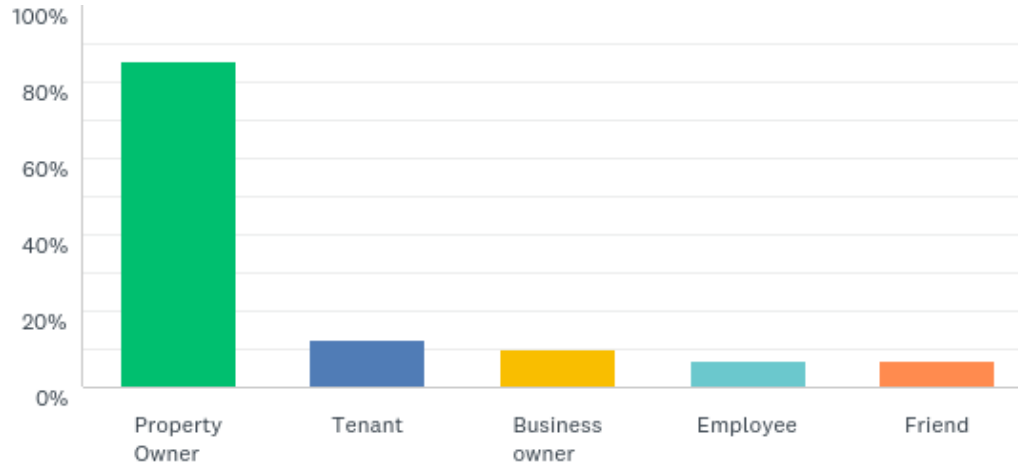
Q7: I live and/or work in (Check GBD boundaries)

Answered: 118 Skipped: 14

ANSWER CHOICES	RESPONSES	
Dogpatch	61.86%	73
NW Potrero Hill	27.97%	33
Outside the District	10.17%	12
TOTAL		118

Q8: I am a (check all that apply)

Answered: 118 Skipped: 14



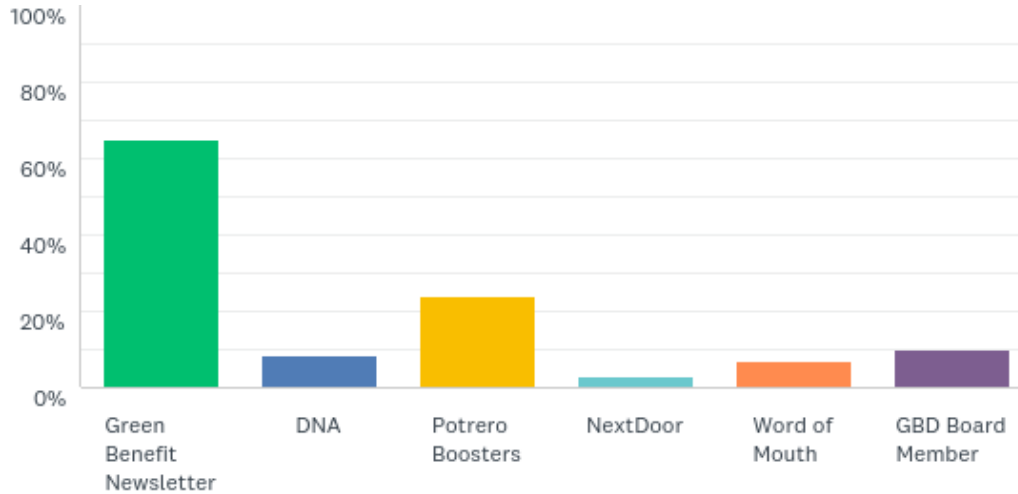
Q8: I am a (check all that apply)

Answered: 118 Skipped: 14

ANSWER CHOICES	RESPONSES	
Property Owner	85.59%	101
Tenant	12.71%	15
Business owner	10.17%	12
Employee	6.78%	8
Friend	6.78%	8
Total Respondents: 118		

Q9: Where did you hear about this survey?

Answered: 71 Skipped: 61



Note: This question was entered after 34 responses had occurred. Many of the earlier responses said DNA

Q9: Where did you hear about this survey?

Answered: 71 Skipped: 61

ANSWER CHOICES	RESPONSES	
Green Benefit Newsletter	64.79%	46
DNA	8.45%	6
Potrero Boosters	23.94%	17
NextDoor	2.82%	2
Word of Mouth	7.04%	5
GBD Board Member	9.86%	7
Total Respondents: 71		